








ELEVATION LEGEND

- | | |
|-----------------------------------------------------------------------------------------------------------------------------------------------------------------------------------------------------------------------------------------------------------------------------------------------------------------------------------------|--------------------------------------------------------------------------------------------------------------------------------------------------------------------------------------------------------------------------------|
|  <p>REMOVE AND REPLACE DAMAGED SINGLE WYTHE THICK EXTERIOR FACE BRICK ALONG THE EXTERIOR ELEVATIONS, BULKHEADS AND PARAPET WALLS. WORK SHALL INCLUDE ALL NECESSARY TIES, FLASHING AND OTHER RELATED WORK.</p> |  <p>REMOVE AND REPLACE EXISTING CONCRETE</p> |
|  <p>CUT OUT AND REPOINT ALL DEFECTIVE OR ERODING MORTAR JOINTS AT EXTERIOR FAÇADE. WORK SHALL INCLUDE ALL ASSOCIATED SURFACE PREPARATION.</p> |  <p>CUT OUT AND REPOINT ALL DEFECTIVE OR ERODING MORTAR JOINTS AT INTERIOR PARPET. WORK SHALL INCLUDE ALL ASSOCIATED SURFACE PREPARATION.</p> |
|  <p>CUT OUT AND REPOINT DEFECTIVE OR ERODING STONEMWORK, TERRA COTTA AND BRICK MORTAR STONE BASE AND APPROX. 200 S.F. OF MASONRY AT FRONT ENTRY. WORK SHALL INCLUDE ALL ASSOCIATED SURFACE PREPARATION. AT TERRA COTTA JOINTS ONLY USE HAND TOOLS.</p> |  <p>EXISTING CRACKED BRICK REMOVE EXIST BRICK AND SITCH BRICK TO MATCH EXIST</p> |
| |  <p>CONTROL JOINT</p> |


ELEVATION NOTES:

1. REMOVE ALL ABANDONED DEVICES & ITEMS FROM MASONRY, ANGLES & PATCH MASONRY SURFACE W/ REPAIR MORTAR TO MATCH EXIST. COND. (I.E. LEAD SHIELDS, W/SC. ANGLES, CONDUITS, ETC.).
2. SCORPE CLEAN, POINT, AND FLASH EXISTING SHELF ANGLES FOR ALL REPLACEMENT AREAS.
3. ALL DIMENSIONS MUST BE VERIFIED IN FIELD.
4. ALL EXIST. WINDOWS TO REMAIN SHALL BE PROTECTED FOR DURATION OF CONSTRUCTION.
5. REMOVE ALL EXTERIOR SECURITY LIGHTING AND OTHER DEVICES. REPLACE IN EXISTING LOCATIONS, UNLESS OTHERWISE NOTED, IN ORDER TO COMPLETE THIS WORK. ALL DIMENSIONS ON EXISTING FIXTURES SHOULD BE VERIFIED IN FIELD.
6. REMOVE & RESET EXIST. CONDUITS, ACS, LEADERS & OTHER EXIST. DEVICES MOUNTED ON THE BRICK EXTERIOR UNTIL THE NEAREST INTERIOR JUNCTION BOX. THE STOP AT PENETRATIONS.
7. ROCK-UPS SHALL BE PRODUCED TO DEMONSTRATE SUPERIOR QUALITY BRICKWORK, BEFORE COMMENCING WORK ON REPLACEMENT OF DECORATIVE PANELS WITH T.C. ELEMENTS AS NOTED ON THE SOUTH ELEVATION

ELEVATION KEY NOTES:

- 1 CLEAN/REMOVE ALL EXIST. PAINT AND RUST. PAINT EXPOSED STEEL, FLASH, STEEL LINTEL, RELEVING ANGLE AND STEEL SPANDREL BEAM AT BRICK REMOVAL AREAS.
- 2 REMOVE AND REPLACE LINTEL
- 3 REPOINT MORTAR JOINT AT LINTEL LEG
- 4 REMOVE AND RESET WINDOW SILL
- 5 REMOVE AND REPLACE WINDOW SILL
- 6 REMOVE, REPLACE EXISTING METAL KITCHEN HOOD EXHAUST & ALL BRACKETS. REPAIR STEEL STRUCTURAL DRAWINGS AND SPECS FOR SUPPORT BRACKETS, STEEL MECHANICAL DRAWINGS & SPECS FOR METAL EXHAUST.
- 7 EXIST. EMBEDDED STEEL ELEMENTS. REMOVE BRICK SURROUNDING AND CUT STEEL ELEMENTS BEYOND FIRST WYTHE AND REPLACE BRICK TO MATCH EXIST.
- 8 AFTER FINISHING ALL WORK CLEAN FRONT & SIDES OF PROTECTING MAIN ENTRANCE ELEMENT FROM GROUND TO PARAPET INCLUDING COPING. REPAIR IF REQUIRED BY PROJECT OFFICER.
- 9 PATCH AND REPAIR DAMAGED COPING STONE
- 10 REPLACE ALL BRICKING DECORATIVE PANELS W/ SOLID BRICKING TO MATCH EXIST PATTERN. RESET TERRA COTTA INSERTS.
- 11 PATCH MASONRY SURFACE W/REPAIRMORTAR TO MATCH EXIST. COND.

100% QC SUBMISSION



NEW YORK CITY SCHOOL
AUTHORITY

Sharon L. Greenberg, MCO, President and CEO

Board of Trustees

Chairman Joel I. Klein, Chairman

Stanley E. Gerson, Trustee

Lillian Barrios-Paoli, Trustee

Architecture & Engineering

E. Bruce Barrett, P.A., Vice President


Elm R. Albert, P.E., Director of Design Studio 1

Samuel Dahl, Director of Design Studio 2

Maria A. Gomez, P.E., Director of Design Studio 3

George D. Roussay, P.E., Director of Technical Standards & Support Studio

Bernie Cassano, Director of Operations Support



Goshow Architects

36 West 25th Street, 16 Fl./New York, NY 10001


P 212.242.3735 / F 212.242.7460

LAWLESS & MANGIONE

ARCHITECTS & ENGINEERS

400 NORTH BROADWAY
TOWSON, N.Y. 10091

(909)
FAX (909) 423-9880



WSP CANTOR SEININUK
STRUCTURAL ENGINEERS

229 EAST 40TH STREET
NEW YORK, NEW YORK 10017

TEL: 212-697-6888 FAX: 646-67-5501
WWW.CANTORSEININUK.COM

[illegible]